Subject Information

Name:	
Subject ID:	
Date of Birth:	
Age:	49.92
Gender:	male
Handedness:	
EEG ID:	Startdate 07-Oct-2014
Date of Test:	
Time of Test:	
Technician:	
Eyes Condition:	Eyes Open
Clinician:	
Medication:	
Comments:	

Technical Information

Record Length: 09:16

Edit Length: 09:16

Reliability:

	Split Half	Test Retest
Average	0.99	0.96
FP1	0.98	0.91
FP2	0.98	0.95
F3	0.99	0.99
F4	0.99	0.97
C3	0.99	1.00
C4	0.99	0.94
P3	0.99	1.00
P4	1.00	0.96
O1	1.00	0.98
O2	1.00	1.00
F7	0.98	0.92
F8	0.99	0.95
T3	1.00	0.89
T4	0.99	0.85
T5	0.99	0.98
T6	1.00	1.00
Fz	1.00	1.00
Cz	1.00	0.99
Pz	0.99	0.99

Sampling Rate: 256

Collection Hardware: Deymed

Montage: LinkEars

EEG ID: Startdate 07-Oct-2014

Z Scored FFT Summary Information

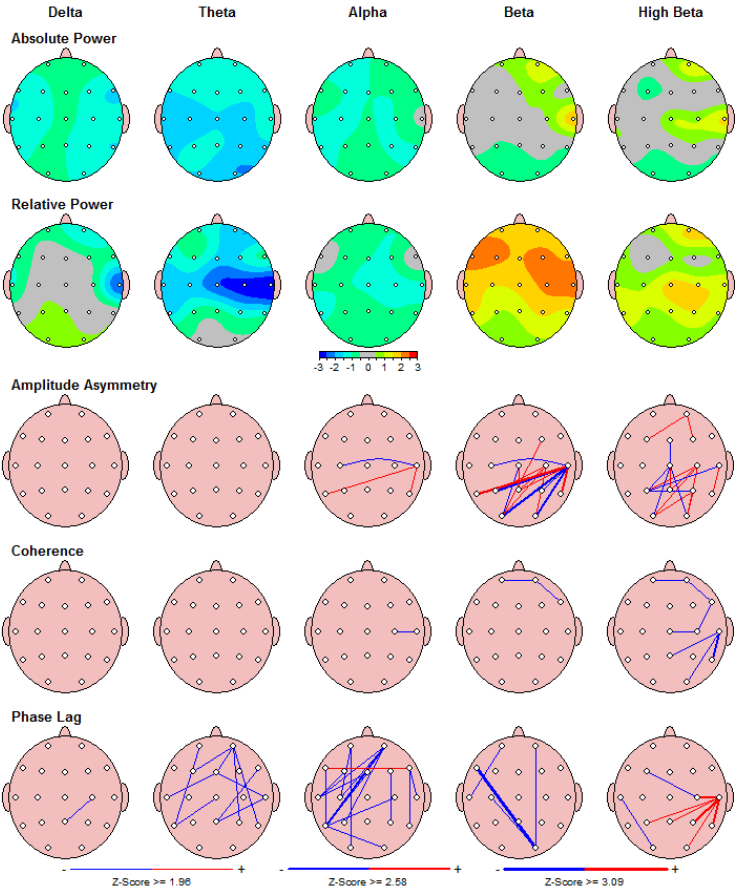

FFT Absolute Power (uV Sq)

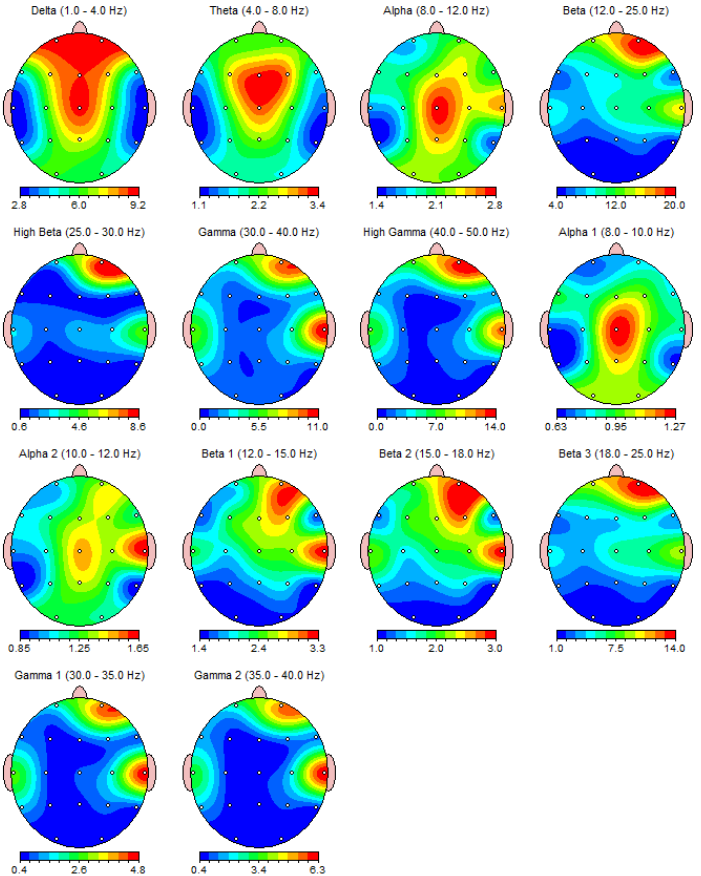

FFT Relative Power (%)

Warning: Absolute power must be consulted to interpret relative power.

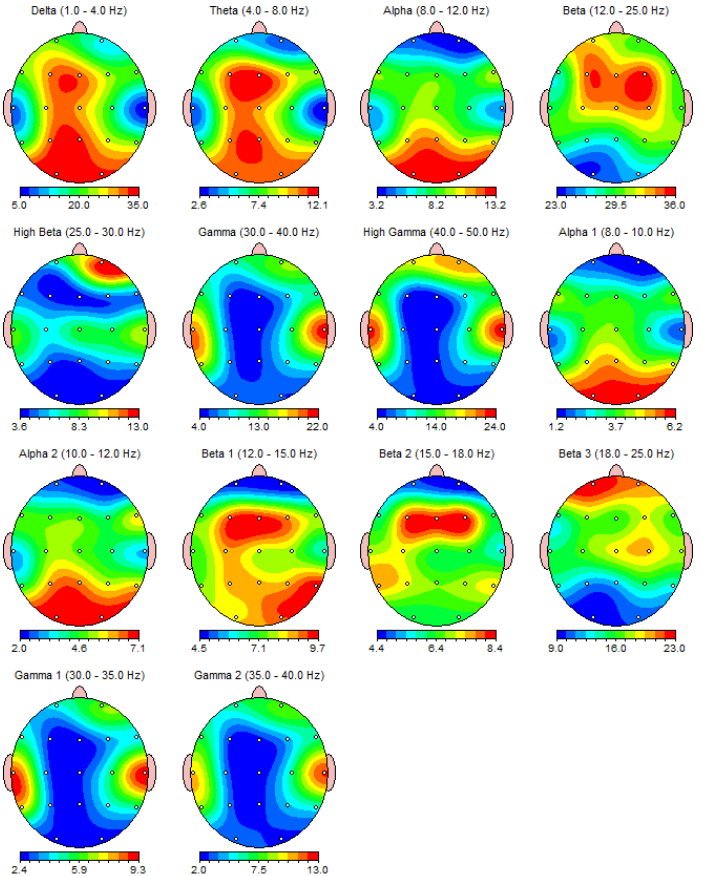

FFT Power Ratio

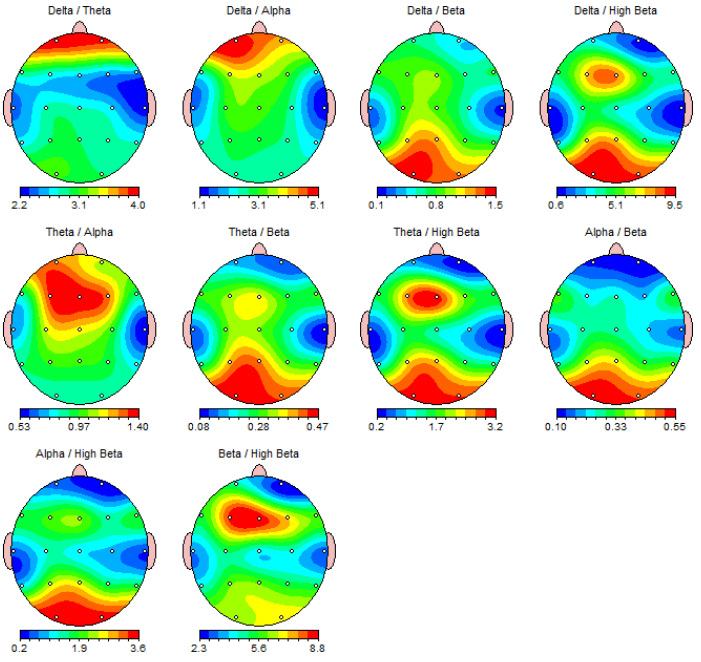

Z Scored FFT Absolute Power

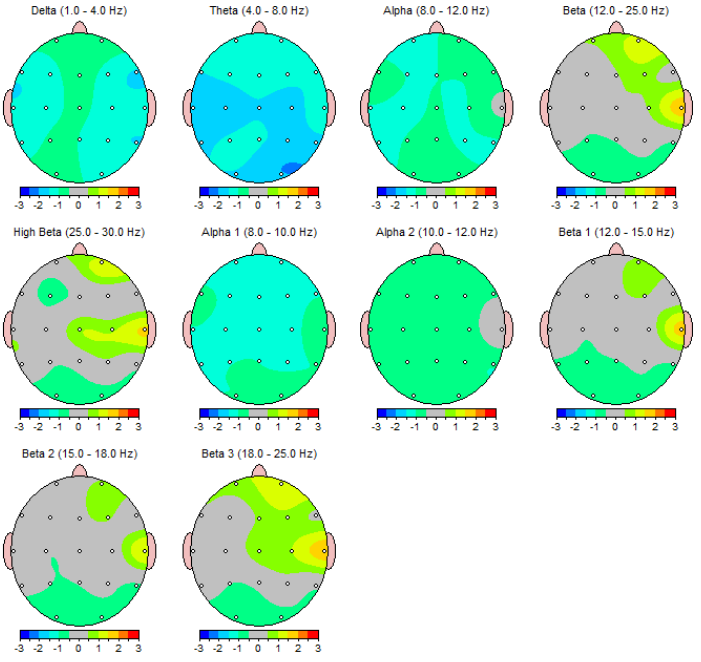

Z Scored FFT Relative Power

Warning: Absolute power must be consulted to interpret relative power.

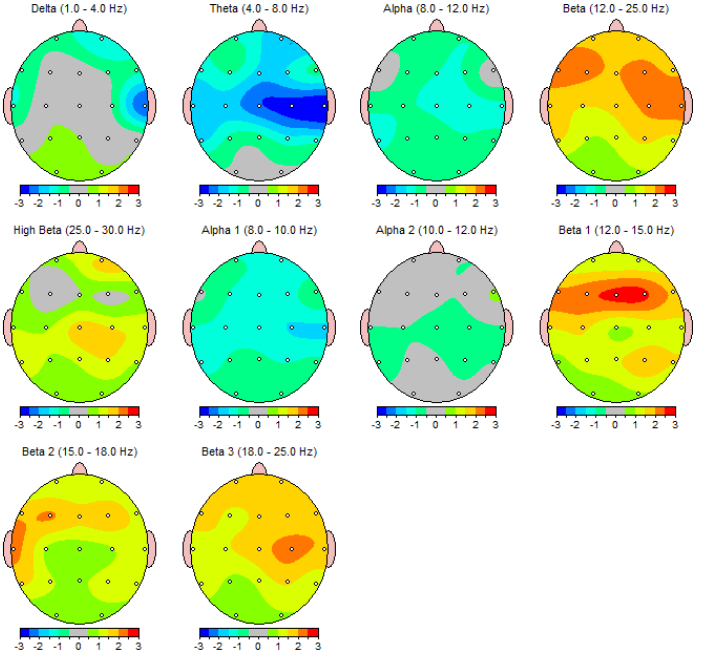

Z Scored FFT Power Ratio

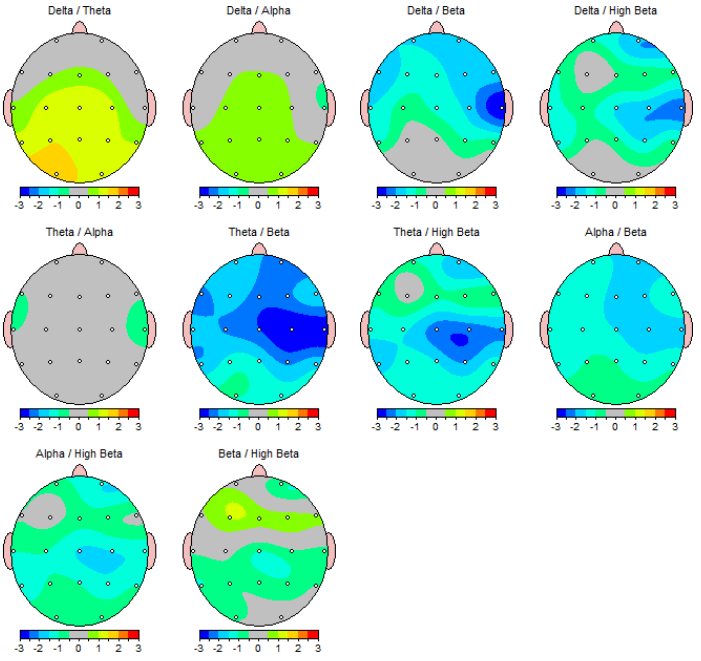

FFT Absolute Power (uV Sq)

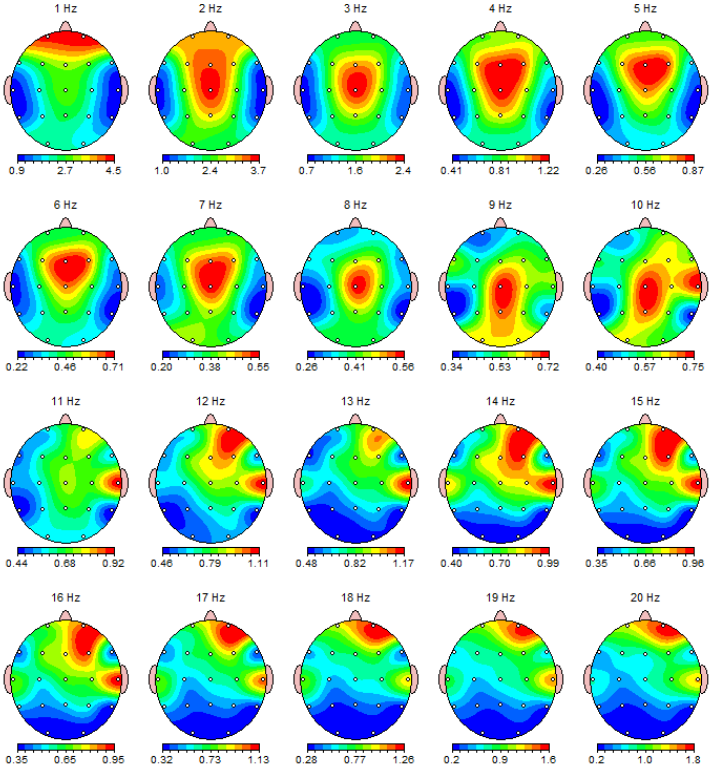

FFT Absolute Power (uV Sq)

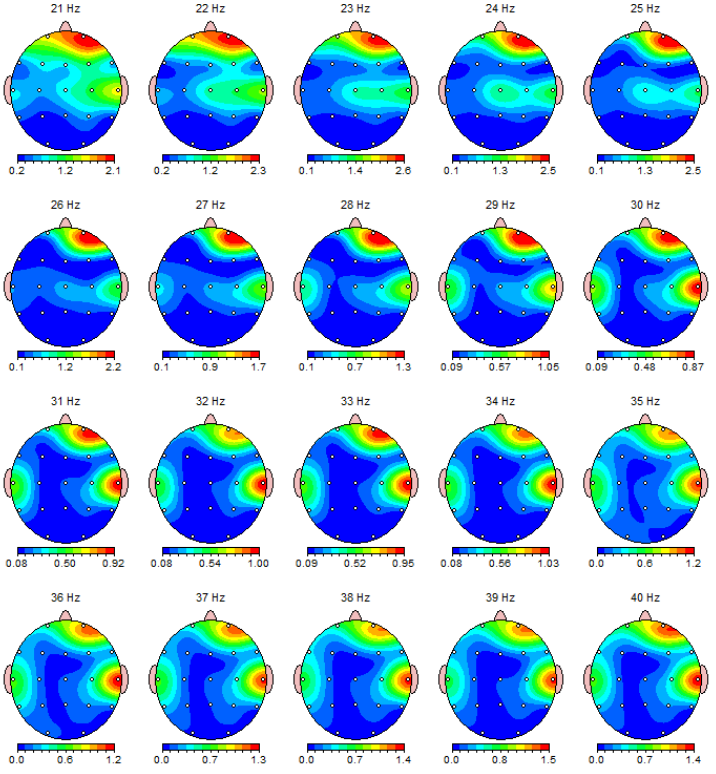

FFT Absolute Power (uV Sq)

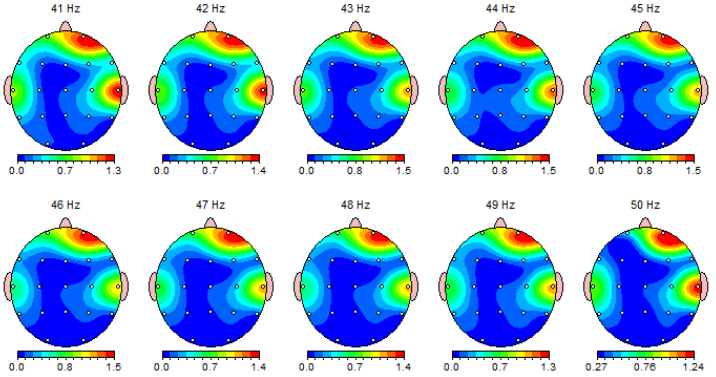

FFT Relative Power (%)

Warning: Absolute power must be consulted to interpret relative power.

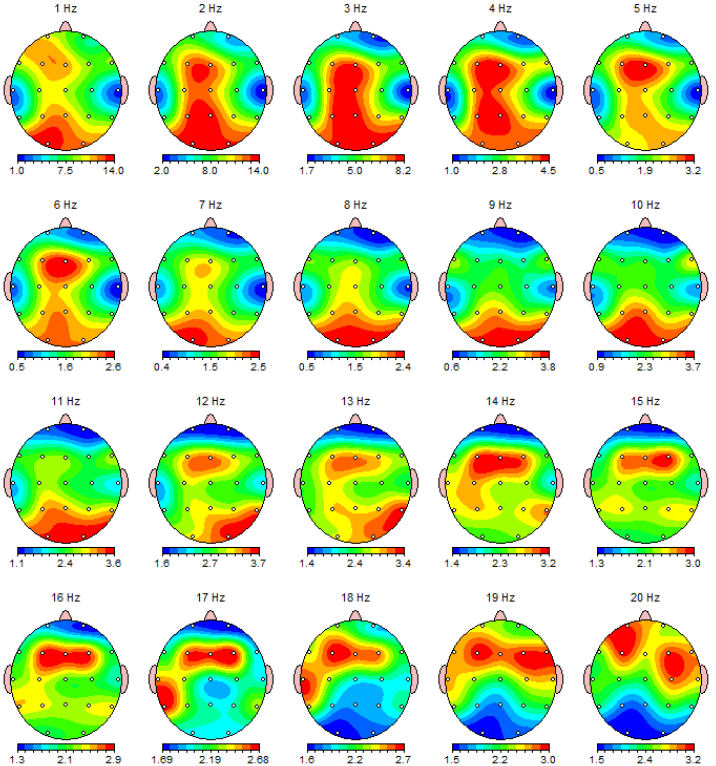

FFT Relative Power (%)

Warning: Absolute power must be consulted to interpret relative power.

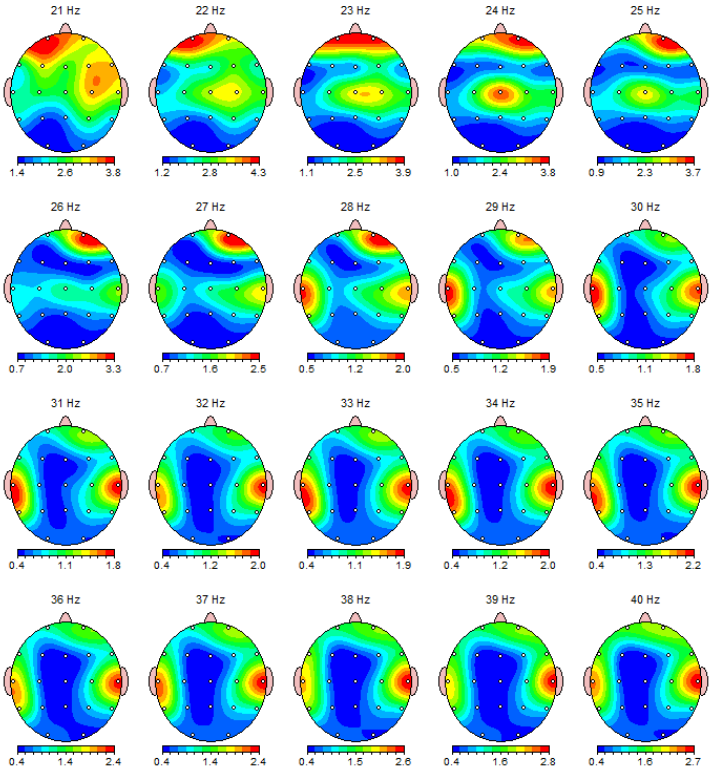

FFT Relative Power (%)

Warning: Absolute power must be consulted to interpret relative power.

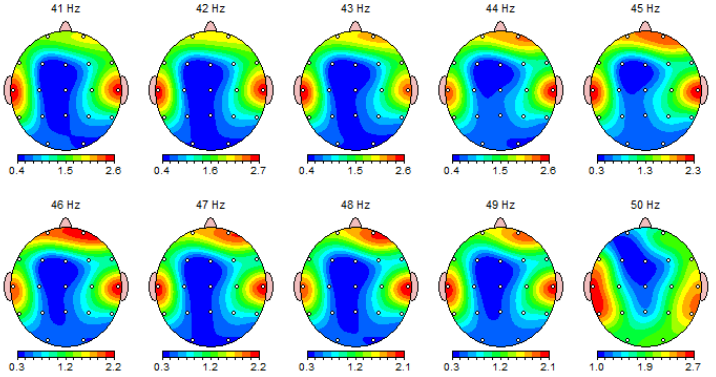

Z Scored FFT Absolute Power

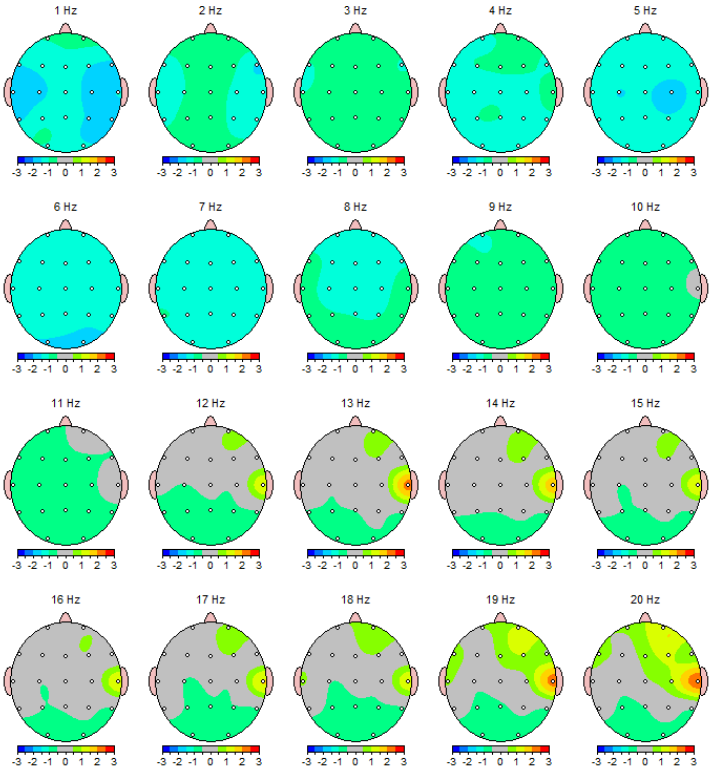

Z Scored FFT Absolute Power

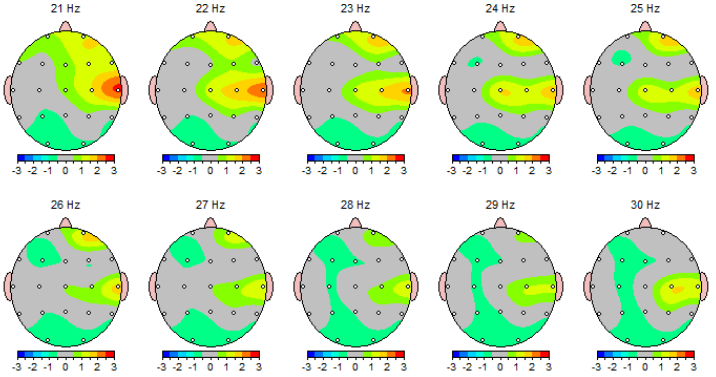

Z Scored FFT Relative Power

Warning: Absolute power must be consulted to interpret relative power.

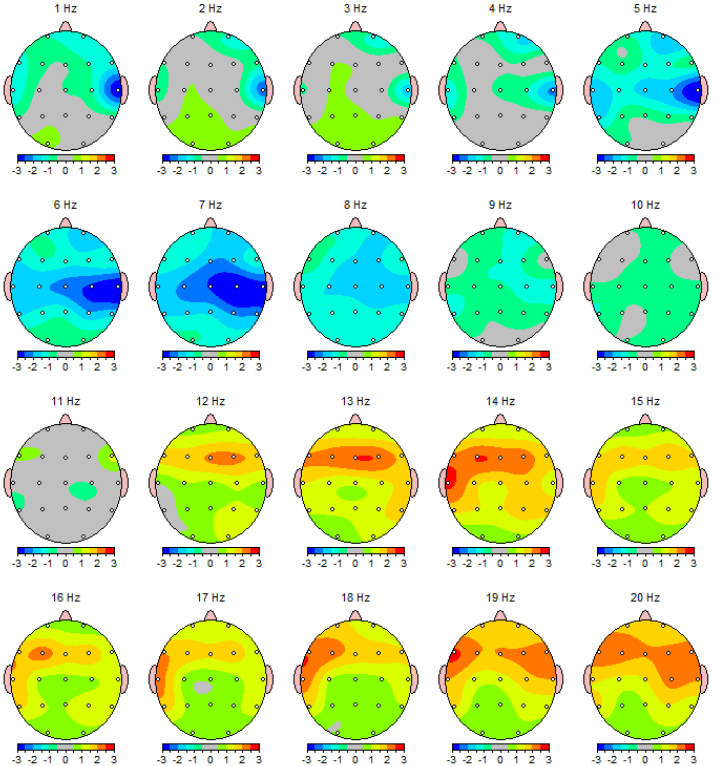

Z Scored FFT Relative Power

Warning: Absolute power must be consulted to interpret relative power.

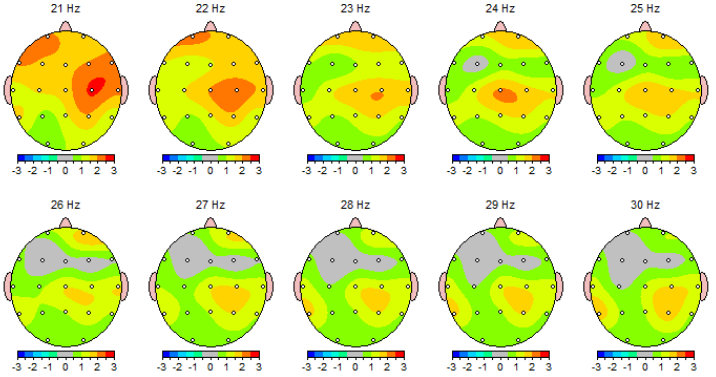

Z Scored FFT Amplitude Asymmetry

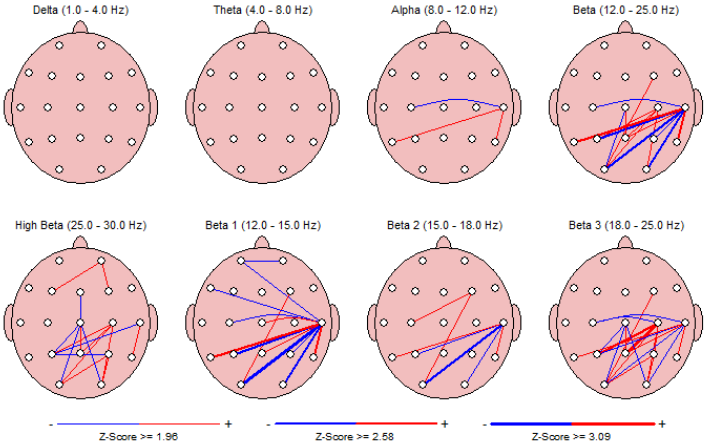

Z Scored FFT Coherence

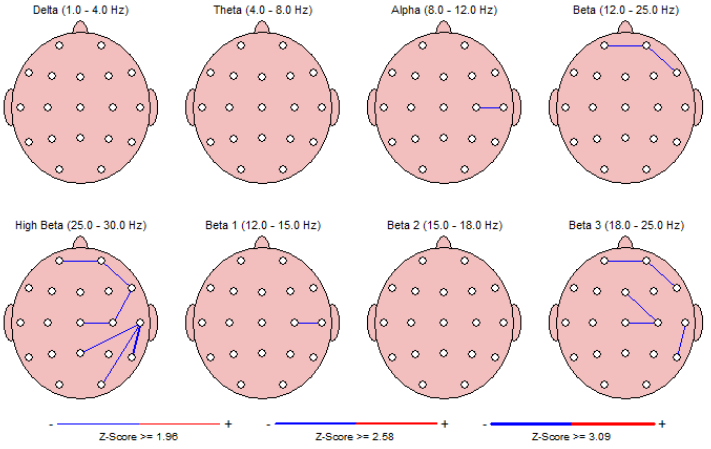

Z Scored FFT Phase Lag

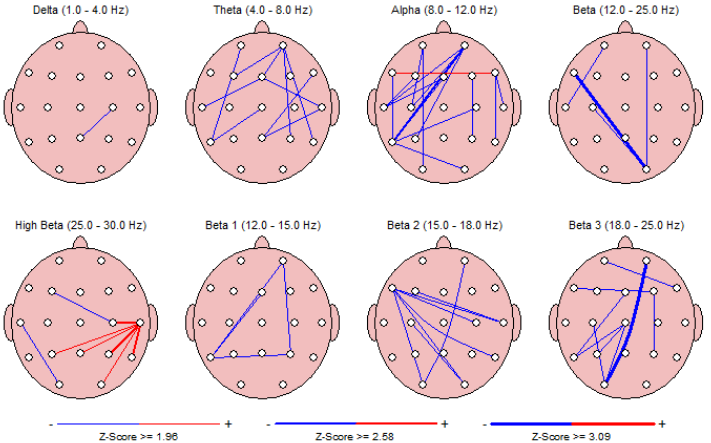

FFT Absolute Power (uV Sq)

Intrahemispheric: LEFT

	DELTA	THETA	ALPHA	BETA	HIGH BETA	BETA 1	BETA 2	BETA 3
FP1 - LE	8.97	2.26	1.78	13.53	2.81	2.01	2.03	9.49
F3 - LE	7.59	2.77	2.03	8.58	1.00	2.30	2.01	4.27
C3 - LE	6.16	2.17	1.93	7.25	1.43	1.93	1.59	3.72
P3 - LE	5.88	1.98	2.02	5.03	0.83	1.59	1.32	2.12
O1 - LE	6.04	1.92	2.26	4.17	0.64	1.43	1.07	1.67
F7 - LE	4.94	1.70	1.97	6.10	1.12	1.59	1.32	3.19
T3 - LE	2.88	1.17	1.68	8.97	2.60	2.23	2.14	4.60
T5 - LE	3.61	1.32	1.49	5.58	1.26	1.47	1.47	2.63

Intrahemispheric: RIGHT

	DELTA	THETA	ALPHA	BETA	HIGH BETA	BETA 1	BETA 2	BETA 3
FP2 - LE	9.17	2.36	2.17	19.77	8.55	3.01	2.94	13.82
F4 - LE	7.60	3.03	2.36	11.45	1.61	2.83	2.69	5.93
C4 - LE	6.16	2.31	2.37	11.17	2.51	2.54	2.12	6.50
P4 - LE	5.75	2.02	2.17	6.91	1.31	1.95	1.56	3.39
O2 - LE	5.49	1.86	2.18	4.31	0.63	1.53	1.04	1.74
F8 - LE	4.52	1.79	2.01	6.47	1.09	1.64	1.32	3.51
T4 - LE	2.97	1.34	2.52	15.36	4.94	3.25	2.92	9.19
T6 - LE	3.38	1.21	1.55	4.51	0.87	1.44	1.08	2.00

Intrahemispheric: CENTER

	DELTA	THETA	ALPHA	BETA	HIGH BETA	BETA 1	BETA 2	BETA 3
Fz - LE	8.67	3.31	2.37	9.29	1.06	2.65	2.25	4.39
Cz - LE	8.91	3.17	2.75	10.23	2.45	2.45	1.95	5.84
Pz - LE	7.28	2.47	2.50	6.06	1.02	1.86	1.47	2.73

Z Scored FFT Absolute Power

Intrahemispheric: LEFT

	DELTA	THETA	ALPHA	BETA	HIGH BETA	BETA 1	BETA 2	BETA 3
FP1 - LE	-0.92	-1.47	-1.13	0.57	0.11	-0.06	-0.01	0.78
F3 - LE	-1.11	-1.41	-1.03	0.12	-0.65	0.14	0.07	0.16
C3 - LE	-1.24	-1.76	-1.10	-0.23	-0.10	-0.39	-0.43	0.04
P3 - LE	-0.89	-1.42	-0.97	-0.58	-0.39	-0.61	-0.50	-0.50
O1 - LE	-0.89	-1.57	-0.99	-0.96	-0.72	-0.90	-0.88	-0.82
F7 - LE	-1.41	-1.50	-0.83	0.21	-0.30	-0.01	-0.06	0.38
T3 - LE	-1.47	-1.66	-1.03	0.37	0.35	0.13	0.35	0.46
T5 - LE	-1.31	-1.59	-1.11	-0.21	0.24	-0.62	-0.19	0.05

Intrahemispheric: RIGHT

	DELTA	THETA	ALPHA	BETA	HIGH BETA	BETA 1	BETA 2	BETA 3
FP2 - LE	-0.86	-1.31	-0.88	1.19	1.30	0.67	0.63	1.35
F4 - LE	-1.15	-1.33	-0.95	0.70	-0.17	0.51	0.56	0.82
C4 - LE	-1.29	-1.72	-0.98	0.54	0.93	0.07	0.01	0.99
P4 - LE	-1.33	-1.68	-1.03	-0.16	0.35	-0.41	-0.33	0.17
O2 - LE	-1.09	-1.97	-0.98	-0.76	-0.69	-0.70	-0.76	-0.67
F8 - LE	-1.56	-1.46	-0.83	0.25	-0.29	0.04	-0.10	0.42
T4 - LE	-1.25	-1.21	-0.38	1.76	1.57	1.69	1.45	1.78
T6 - LE	-1.51	-1.66	-1.05	-0.48	-0.23	-0.53	-0.62	-0.33

Intrahemispheric: CENTER

	DELTA	THETA	ALPHA	BETA	HIGH BETA	BETA 1	BETA 2	BETA 3
Fz - LE	-0.90	-1.31	-1.00	0.44	-0.29	0.31	0.29	0.57
Cz - LE	-0.89	-1.54	-0.98	0.36	0.93	-0.09	-0.15	0.82
Pz - LE	-1.02	-1.44	-0.96	-0.43	-0.10	-0.51	-0.46	-0.22

FFT Relative Power (%)

Intrahemispheric: LEFT

	DELTA	THETA	ALPHA	BETA	HIGH BETA	BETA 1	BETA 2	BETA 3
FP1 - LE	21.55	5.42	4.27	32.49	6.74	4.82	4.87	22.80
F3 - LE	30.67	11.21	8.19	34.68	4.06	9.29	8.14	17.26
C3 - LE	27.62	9.71	8.65	32.52	6.39	8.67	7.15	16.70
P3 - LE	31.83	10.75	10.94	27.26	4.52	8.63	7.13	11.50
O1 - LE	34.77	11.08	13.01	24.00	3.70	8.24	6.15	9.60
F7 - LE	22.54	7.76	8.99	27.86	5.09	7.27	6.00	14.58
T3 - LE	9.28	3.77	5.41	28.93	8.37	7.18	6.91	14.83
T5 - LE	18.57	6.81	7.65	28.71	6.50	7.58	7.58	13.55

Intrahemispheric: RIGHT

	DELTA	THETA	ALPHA	BETA	HIGH BETA	BETA 1	BETA 2	BETA 3
FP2 - LE	13.84	3.56	3.27	29.82	12.90	4.54	4.44	20.85
F4 - LE	23.60	9.40	7.33	35.56	4.99	8.79	8.35	18.42
C4 - LE	18.69	7.00	7.17	33.85	7.60	7.71	6.43	19.71
P4 - LE	25.38	8.93	9.57	30.49	5.77	8.63	6.91	14.95
O2 - LE	33.16	11.22	13.18	26.03	3.81	9.22	6.29	10.51
F8 - LE	21.27	8.42	9.47	30.45	5.15	7.71	6.23	16.52
T4 - LE	5.78	2.60	4.90	29.94	9.63	6.34	5.70	17.90
T6 - LE	22.74	8.13	10.40	30.36	5.87	9.67	7.24	13.46

Intrahemispheric: CENTER

	DELTA	THETA	ALPHA	BETA	HIGH BETA	BETA 1	BETA 2	BETA 3
Fz - LE	31.60	12.06	8.64	33.89	3.88	9.66	8.20	16.03
Cz - LE	28.93	10.29	8.93	33.22	7.94	7.94	6.32	18.95
Pz - LE	33.24	11.28	11.41	27.68	4.66	8.51	6.71	12.46

Z Scored FFT Relative Power

Intrahemispheric: LEFT

	DELTA	THETA	ALPHA	BETA	HIGH BETA	BETA 1	BETA 2	BETA 3
FP1 - LE	-0.79	-1.02	-0.65	1.93	0.74	1.16	1.02	1.86
F3 - LE	-0.13	-0.97	-0.69	2.08	0.00	2.38	2.04	1.40
C3 - LE	0.18	-1.76	-0.94	1.52	0.94	1.59	0.93	1.45
P3 - LE	0.61	-0.84	-0.76	1.00	0.92	1.37	1.06	0.86
O1 - LE	0.74	-0.49	-0.67	0.71	0.76	0.60	0.68	0.74
F7 - LE	-0.87	-1.34	-0.25	2.22	0.60	2.12	1.88	1.76
T3 - LE	-1.00	-1.88	-0.85	1.71	0.97	1.53	2.12	1.32
T5 - LE	0.02	-1.56	-1.14	1.50	1.37	0.88	1.57	1.43

Intrahemispheric: RIGHT

	DELTA	THETA	ALPHA	BETA	HIGH BETA	BETA 1	BETA 2	BETA 3
FP2 - LE	-1.31	-1.88	-0.96	1.84	1.64	1.16	1.02	1.86
F4 - LE	-0.55	-1.47	-0.94	2.15	0.39	2.60	1.85	1.70
C4 - LE	-0.53	-2.73	-1.24	2.14	1.48	1.26	0.97	2.15
P4 - LE	0.10	-1.31	-0.93	1.60	1.46	1.82	1.22	1.57
O2 - LE	0.57	-0.46	-0.67	0.96	0.80	0.96	0.81	0.95
F8 - LE	-0.92	-0.89	-0.16	1.93	0.56	1.94	1.42	1.75
T4 - LE	-2.45	-3.03	-1.11	2.30	1.39	1.33	1.38	1.93
T6 - LE	0.10	-1.19	-0.78	1.33	1.01	1.52	1.24	1.14

Intrahemispheric: CENTER

	DELTA	THETA	ALPHA	BETA	HIGH BETA	BETA 1	BETA 2	BETA 3
Fz - LE	-0.07	-1.71	-1.01	1.98	0.49	2.65	1.66	1.61
Cz - LE	-0.02	-2.42	-1.10	1.70	1.68	0.97	0.75	1.82
Pz - LE	0.49	-0.82	-0.78	1.20	1.16	1.42	0.91	1.19

FFT Power Ratio

Intrahemispheric: LEFT

	D/T	D/A	D/B	D/G	T/A	T/B	T/G	A/B	A/G	B/G
FP1 - LE	3.98	5.05	0.66	3.20	1.27	0.17	0.80	0.13	0.63	4.82
F3 - LE	2.74	3.75	0.88	7.55	1.37	0.32	2.76	0.24	2.02	8.54
C3 - LE	2.84	3.19	0.85	4.32	1.12	0.30	1.52	0.27	1.35	5.09
P3 - LE	2.96	2.91	1.17	7.04	0.98	0.39	2.38	0.40	2.42	6.03
O1 - LE	3.14	2.67	1.45	9.40	0.85	0.46	3.00	0.54	3.52	6.49
F7 - LE	2.91	2.51	0.81	4.42	0.86	0.28	1.52	0.32	1.76	5.47
T3 - LE	2.46	1.72	0.32	1.11	0.70	0.13	0.45	0.19	0.65	3.45
T5 - LE	2.73	2.43	0.65	2.86	0.89	0.24	1.05	0.27	1.18	4.42

Intrahemispheric: RIGHT

	D/T	D/A	D/B	D/G	T/A	T/B	T/G	A/B	A/G	B/G
FP2 - LE	3.88	4.23	0.46	1.07	1.09	0.12	0.28	0.11	0.25	2.31
F4 - LE	2.51	3.22	0.66	4.73	1.28	0.26	1.88	0.21	1.47	7.13
C4 - LE	2.67	2.61	0.55	2.46	0.98	0.21	0.92	0.21	0.94	4.45
P4 - LE	2.84	2.65	0.83	4.40	0.93	0.29	1.55	0.31	1.66	5.28
O2 - LE	2.96	2.52	1.27	8.71	0.85	0.43	2.95	0.51	3.46	6.83
F8 - LE	2.52	2.25	0.70	4.13	0.89	0.28	1.64	0.31	1.84	5.92
T4 - LE	2.22	1.18	0.19	0.60	0.53	0.09	0.27	0.16	0.51	3.11
T6 - LE	2.80	2.19	0.75	3.87	0.78	0.27	1.39	0.34	1.77	5.17

Intrahemispheric: CENTER

	D/T	D/A	D/B	D/G	T/A	T/B	T/G	A/B	A/G	B/G
Fz - LE	2.62	3.66	0.93	8.15	1.40	0.36	3.11	0.25	2.23	8.74
Cz - LE	2.81	3.24	0.87	3.64	1.15	0.31	1.30	0.27	1.13	4.18
Pz - LE	2.95	2.91	1.20	7.14	0.99	0.41	2.42	0.41	2.45	5.95

Z Scored FFT Power Ratio

Intrahemispheric: LEFT

	D/T	D/A	D/B	D/G	T/A	T/B	T/G	A/B	A/G	B/G
FP1 - LE	0.14	0.10	-1.54	-0.95	0.03	-1.74	-0.89	-1.40	-0.77	0.28
F3 - LE	0.47	0.40	-1.28	-0.07	0.21	-1.74	-0.30	-1.28	-0.33	1.02
C3 - LE	1.29	0.68	-0.76	-0.82	0.16	-2.05	-1.42	-1.28	-1.00	-0.29
P3 - LE	1.48	0.73	-0.14	-0.54	0.26	-1.26	-1.22	-0.94	-0.90	-0.57
O1 - LE	1.66	0.74	0.26	-0.12	0.26	-0.97	-1.02	-0.74	-0.78	-0.53
F7 - LE	0.16	-0.19	-1.87	-0.99	-0.52	-2.11	-0.89	-1.08	-0.48	0.46
T3 - LE	0.60	0.03	-1.47	-1.17	-0.51	-1.90	-1.30	-1.27	-0.99	-0.39
T5 - LE	1.20	0.68	-1.01	-1.32	0.20	-1.89	-1.70	-1.40	-1.37	-1.00

Intrahemispheric: RIGHT

	D/T	D/A	D/B	D/G	T/A	T/B	T/G	A/B	A/G	B/G
FP2 - LE	0.13	-0.03	-1.77	-1.94	-0.23	-2.22	-1.86	-1.64	-1.47	-0.89
F4 - LE	0.42	0.35	-1.78	-0.67	0.16	-2.14	-0.77	-1.59	-0.68	0.78
C4 - LE	1.11	0.49	-1.70	-1.86	-0.01	-3.02	-2.32	-1.83	-1.49	-0.59
P4 - LE	1.09	0.57	-0.96	-1.52	0.21	-2.10	-2.00	-1.33	-1.30	-0.88
O2 - LE	1.31	0.65	-0.11	-0.32	0.27	-1.24	-1.06	-0.85	-0.81	-0.34
F8 - LE	-0.20	-0.34	-1.64	-0.92	-0.38	-1.62	-0.70	-1.07	-0.42	0.57
T4 - LE	0.09	-0.53	-2.93	-2.28	-0.96	-2.91	-2.01	-1.71	-1.37	-0.66
T6 - LE	0.98	0.48	-0.81	-0.85	0.11	-1.67	-1.28	-1.10	-1.00	-0.50

Intrahemispheric: CENTER

	D/T	D/A	D/B	D/G	T/A	T/B	T/G	A/B	A/G	B/G
Fz - LE	0.74	0.58	-1.30	-0.51	0.21	-2.27	-0.92	-1.63	-0.80	0.78
Cz - LE	1.41	0.71	-1.15	-1.52	0.06	-2.48	-2.25	-1.52	-1.54	-0.99
Pz - LE	1.29	0.67	-0.33	-0.87	0.26	-1.48	-1.54	-1.04	-1.04	-0.71

Peak Frequency (Hz)

Intrahemispheric: LEFT

	DELTA	THETA	ALPHA	BETA	HIGH BETA	BETA 1	BETA 2	BETA 3
FP1 - LE	1.94	5.35	9.99	19.52	26.73	13.21	16.32	21.53
F3 - LE	2.12	5.37	9.96	17.71	26.93	13.23	16.22	20.82
C3 - LE	2.19	5.38	9.95	18.01	26.78	13.24	16.23	21.25
P3 - LE	2.16	5.39	9.93	17.30	26.93	13.22	16.21	21.03
O1 - LE	2.09	5.51	9.88	17.06	27.03	13.15	16.23	20.94
F7 - LE	2.04	5.39	9.87	17.86	27.14	13.19	16.27	20.84
T3 - LE	2.19	5.51	10.01	17.90	27.37	13.35	16.30	20.84
T5 - LE	2.17	5.58	9.95	17.66	27.21	13.28	16.28	20.88

Intrahemispheric: RIGHT

	DELTA	THETA	ALPHA	BETA	HIGH BETA	BETA 1	BETA 2	BETA 3
FP2 - LE	1.93	5.35	10.09	19.61	26.81	13.22	16.31	21.70
F4 - LE	2.14	5.38	9.95	17.96	26.95	13.24	16.20	21.01
C4 - LE	2.19	5.35	9.95	18.55	26.96	13.24	16.23	21.38
P4 - LE	2.16	5.35	9.92	17.82	26.98	13.21	16.18	21.23
O2 - LE	2.13	5.45	9.88	17.04	27.00	13.12	16.22	20.97
F8 - LE	2.10	5.34	9.97	18.01	27.03	13.19	16.19	20.94
T4 - LE	2.22	5.40	10.15	18.63	27.09	13.21	16.27	21.30
T6 - LE	2.19	5.36	9.94	17.40	27.06	13.20	16.22	21.06

Intrahemispheric: CENTER

	DELTA	THETA	ALPHA	BETA	HIGH BETA	BETA 1	BETA 2	BETA 3
Fz - LE	2.15	5.39	9.93	17.56	26.89	13.22	16.21	20.86
Cz - LE	2.20	5.39	9.86	18.60	26.65	13.22	16.20	21.65
Pz - LE	2.16	5.37	9.90	17.52	26.86	13.19	16.20	21.20

Z Scored Peak Frequency

Intrahemispheric: LEFT

	DELTA	THETA	ALPHA	BETA	HIGH BETA	BETA 1	BETA 2	BETA 3
FP1 - LE	0.97	-1.02	1.83	1.10	-2.52	0.21	0.80	0.74
F3 - LE	1.16	-1.27	1.90	-0.12	-0.94	0.54	-0.21	-0.74
C3 - LE	1.02	-1.37	1.27	0.71	-1.61	0.60	-0.11	0.85
P3 - LE	0.62	-1.48	0.82	0.36	-0.98	0.79	-0.23	0.76
O1 - LE	0.13	-1.17	0.58	0.40	-0.53	0.39	0.28	0.60
F7 - LE	1.23	-0.91	1.10	0.23	0.12	0.28	0.60	-0.78
T3 - LE	1.16	-0.57	1.16	0.36	1.65	1.36	1.03	-0.58
T5 - LE	0.79	-0.63	0.91	0.95	0.69	1.10	0.81	0.25

Intrahemispheric: RIGHT

	DELTA	THETA	ALPHA	BETA	HIGH BETA	BETA 1	BETA 2	BETA 3
FP2 - LE	0.93	-1.01	2.32	1.36	-1.49	0.29	0.63	1.28
F4 - LE	1.38	-1.24	1.90	0.28	-0.74	0.64	-0.39	-0.21
C4 - LE	1.33	-1.55	1.22	1.37	-0.48	0.64	-0.16	1.24
P4 - LE	0.85	-1.45	0.71	0.94	-0.47	0.79	-0.47	1.25
O2 - LE	0.47	-1.32	0.55	0.35	-0.53	0.22	0.23	0.59
F8 - LE	1.69	-1.03	1.79	0.38	-0.27	0.22	-0.53	-0.37
T4 - LE	1.90	-1.09	1.96	1.02	-0.41	0.45	0.38	0.77
T6 - LE	1.45	-1.49	0.84	0.43	-0.24	0.60	0.05	0.66

Intrahemispheric: CENTER

	DELTA	THETA	ALPHA	BETA	HIGH BETA	BETA 1	BETA 2	BETA 3
Fz - LE	1.10	-1.19	1.92	0.22	-0.93	0.61	-0.20	-0.33
Cz - LE	0.97	-1.27	1.12	1.39	-1.55	0.61	-0.45	1.70
Pz - LE	0.76	-1.49	0.67	0.67	-1.14	0.58	-0.33	1.24

FFT Amplitude Asymmetry

Intrahemispheric: LEFT

	DELTA	THETA	ALPHA	BETA
FP1 F3	16.74	-20.49	-13.09	44.75
FP1 C3	37.23	4.15	-8.21	60.43
FP1 P3	41.68	12.83	-12.81	91.52
FP1 O1	39.10	15.94	-23.96	105.79
FP1 F7	58.00	28.20	-10.28	75.63
FP1 T3	102.86	63.61	5.77	40.50
FP1 T5	85.31	52.19	17.86	83.25
F3 C3	20.81	24.58	4.89	16.82
F3 P3	25.38	33.10	0.28	52.11
F3 O1	22.73	36.14	-10.95	69.23
F3 F7	42.29	47.99	2.82	33.73
F3 T3	90.00	81.45	18.83	-4.45
F3 T5	71.11	70.79	30.77	42.45
C3 P3	4.63	8.69	-4.61	36.08
C3 O1	1.95	11.81	-15.82	53.99
C3 F7	21.96	24.12	-2.07	17.16
C3 T3	72.59	59.86	13.97	-21.23
C3 T5	52.23	48.30	25.98	26.10
P3 O1	-2.68	3.13	-11.23	18.82
P3 F7	17.38	15.51	2.54	-19.22
P3 T3	68.53	51.84	18.55	-56.23
P3 T5	47.89	40.03	30.50	-10.22
O1 F7	20.04	12.39	13.76	-37.70
O1 T3	70.89	48.91	29.63	-73.12
O1 T5	50.41	37.02	41.37	-28.90
F7 T3	52.72	37.08	16.03	-38.04
F7 T5	31.16	24.91	28.01	9.05
T3 T5	-22.49	-12.46	12.12	46.68

Intrahemispheric: RIGHT

	DELTA	THETA	ALPHA	BETA
FP2 F4	18.71	-24.66	-8.53	53.26
FP2 C4	39.24	2.26	-8.68	55.61
FP2 P4	45.88	15.48	0.09	96.44
FP2 O2	50.19	23.91	-0.64	128.39
FP2 F8	68.00	27.64	7.54	101.36
FP2 T4	102.20	55.56	-14.84	25.06
FP2 T6	92.28	64.65	33.58	125.65
F4 C4	20.91	26.88	-0.14	2.54
F4 P4	27.77	39.75	8.62	49.54
F4 O2	32.23	47.86	7.90	90.63
F4 F8	50.91	51.42	16.05	55.61
F4 T4	87.68	77.56	-6.33	-29.17
F4 T6	76.89	85.89	41.81	86.94
C4 P4	6.96	13.23	8.76	47.15
C4 O2	11.51	21.68	8.04	88.59
C4 F8	30.81	25.42	16.19	53.26
C4 T4	69.98	53.46	-6.18	-31.66
C4 T6	58.32	62.62	41.95	84.86
P4 O2	4.57	8.51	-0.72	46.28
P4 F8	23.99	12.29	7.45	6.52
P4 T4	63.80	40.96	-14.93	-75.97
P4 T6	51.89	50.44	33.50	41.91
O2 F8	19.47	3.79	8.17	-40.06
O2 T4	59.67	32.73	-14.21	-112.37
O2 T6	47.60	42.38	34.20	-4.59
F8 T4	41.40	29.03	-22.32	-81.48
F8 T6	28.80	38.75	26.21	35.63
T4 T6	-12.99	9.99	47.82	109.19

Interhemispheric: HOMOLOGOUS PAIRS

	DELTA	THETA	ALPHA	BETA
FP1 FP2	-2.20	-4.58	-19.90	-37.49
C3 C4	-0.11	-6.47	-20.35	-42.54
O1 O2	9.47	3.46	3.47	-3.37
T3 T4	-3.10	-13.41	-40.05	-52.55

	DELTA	THETA	ALPHA	BETA
F3 F4	-0.21	-8.80	-15.36	-28.69
P3 P4	2.22	-1.92	-7.04	-31.36
F7 F8	8.90	-5.15	-2.13	-5.82
T5 T6	6.48	9.04	-3.97	21.07

Z Scored FFT Amplitude Asymmetry

Intrahemispheric: LEFT

	DELTA	THETA	ALPHA	BETA
FP1 F3	-0.34	-0.34	-0.05	0.72
FP1 C3	-0.40	0.21	0.40	0.83
FP1 P3	-0.40	0.19	0.40	1.17
FP1 O1	-0.46	0.21	0.42	1.45
FP1 F7	0.01	-0.19	-1.30	0.69
FP1 T3	0.14	0.30	-0.34	0.33
FP1 T5	-0.09	0.51	0.70	0.96
F3 C3	-0.22	1.08	0.64	0.54
F3 P3	-0.24	0.53	0.50	1.10
F3 O1	-0.29	0.52	0.50	1.50
F3 F7	0.61	0.24	-1.16	-0.07
F3 T3	0.48	0.60	-0.34	-0.28
F3 T5	0.21	0.89	0.81	0.59
C3 P3	-0.14	0.05	0.29	0.94
C3 O1	-0.32	0.09	0.30	1.22
C3 F7	0.86	-0.60	-1.19	-0.59
C3 T3	0.69	0.18	-0.66	-0.76
C3 T5	0.56	0.50	0.52	0.01
P3 O1	-0.17	0.05	0.10	0.55
P3 F7	0.74	-0.33	-0.85	-1.13
P3 T3	0.70	0.12	-0.63	-1.16
P3 T5	0.93	0.64	0.29	-1.06
O1 F7	0.79	-0.38	-0.90	-1.61
O1 T3	0.80	0.10	-0.67	-1.40
O1 T5	1.02	0.46	0.14	-1.44
F7 T3	0.03	0.44	0.44	-0.32
F7 T5	-0.32	0.77	1.22	0.64
T3 T5	-0.34	0.29	1.03	0.87

Intrahemispheric: RIGHT

	DELTA	THETA	ALPHA	BETA
FP2 F4	-0.37	-0.40	0.23	1.00
FP2 C4	-0.35	0.15	0.42	0.77
FP2 P4	-0.14	0.37	0.78	1.32
FP2 O2	-0.26	0.28	0.69	1.68
FP2 F8	0.24	-0.21	-0.56	1.36
FP2 T4	0.06	-0.40	-1.37	-0.21
FP2 T6	0.10	0.61	0.93	1.61
F4 C4	-0.10	0.92	0.45	0.16
F4 P4	0.17	0.93	0.81	1.26
F4 O2	-0.08	0.68	0.72	1.83
F4 F8	0.93	0.23	-0.85	0.69
F4 T4	0.36	-0.12	-1.77	-1.25
F4 T6	0.51	1.12	0.90	1.63
C4 P4	0.39	0.42	0.86	1.94
C4 O2	-0.04	0.12	0.67	2.05
C4 F8	0.87	-0.42	-0.82	0.39
C4 T4	0.46	-0.84	-1.90	-1.32
C4 T6	0.78	0.69	1.06	1.80
P4 O2	-0.37	-0.14	0.13	1.44
P4 F8	0.58	-0.60	-1.01	-0.43
P4 T4	0.22	-0.96	-1.95	-2.10
P4 T6	0.49	0.52	0.06	0.77
O2 F8	0.79	-0.47	-0.95	-1.09
O2 T4	0.43	-0.73	-1.78	-2.64
O2 T6	1.00	0.59	-0.07	-0.82
F8 T4	-0.46	-0.30	-1.07	-1.42
F8 T6	-0.32	0.90	1.17	0.82
T4 T6	0.12	1.31	2.07	2.68

Interhemispheric: HOMOLOGOUS PAIRS

	DELTA	THETA	ALPHA	BETA
FP1 FP2	-0.29	-0.64	-1.92	-0.90
C3 C4	0.07	-0.24	-0.94	-1.89
O1 O2	0.56	0.05	0.12	-0.64
T3 T4	-0.20	-0.86	-1.68	-1.75

	DELTA	THETA	ALPHA	BETA
F3 F4	-0.11	-0.40	-0.68	-1.04
P3 P4	0.53	0.22	0.06	-1.24
F7 F8	0.29	-0.20	-0.06	-0.12
T5 T6	0.34	0.07	-0.12	0.57

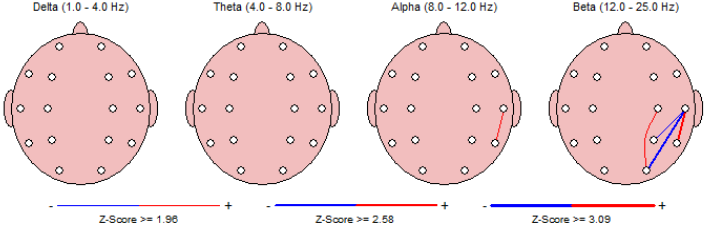

FFT Coherence

Intrahemispheric: LEFT

	DELTA	THETA	ALPHA	BETA
FP1 F3	70.77	69.84	67.67	23.87
FP1 C3	42.76	37.19	39.98	13.20
FP1 P3	23.51	14.56	14.49	5.09
FP1 O1	9.30	2.61	2.68	1.03
FP1 F7	74.50	62.72	44.49	21.21
FP1 T3	38.57	26.63	15.81	3.48
FP1 T5	17.67	7.18	4.09	1.48
F3 C3	81.21	72.88	74.90	60.79
F3 P3	51.70	38.70	36.52	25.93
F3 O1	23.42	13.23	11.19	7.82
F3 F7	70.14	63.46	46.14	45.46
F3 T3	61.73	45.62	28.38	13.75
F3 T5	39.51	23.86	16.38	8.74
C3 P3	81.62	77.89	73.21	66.41
C3 O1	49.12	40.78	33.65	29.62
C3 F7	47.56	41.86	27.83	30.13
C3 T3	72.89	61.19	37.48	20.15
C3 T5	68.22	55.96	44.15	28.28
P3 O1	82.76	79.13	76.85	74.72
P3 F7	23.89	16.55	5.28	13.69
P3 T3	61.19	47.12	21.45	17.56
P3 T5	89.62	79.58	69.58	59.31
O1 F7	8.23	2.98	0.01	3.34
O1 T3	35.93	24.08	5.81	7.34
O1 T5	82.11	73.66	60.75	48.55
F7 T3	61.49	59.83	54.36	18.33
F7 T5	23.02	15.98	6.15	8.58
T3 T5	68.79	60.02	35.62	19.10

Intrahemispheric: RIGHT

	DELTA	THETA	ALPHA	BETA
FP2 F4	72.01	74.02	56.03	12.28
FP2 C4	41.60	40.73	32.10	6.43
FP2 P4	23.05	17.35	14.07	2.92
FP2 O2	8.34	2.77	3.12	0.64
FP2 F8	71.63	63.19	40.84	12.76
FP2 T4	38.56	33.67	14.16	1.80
FP2 T6	17.88	12.43	6.51	1.09
F4 C4	79.69	71.76	68.64	42.62
F4 P4	51.61	39.03	34.84	16.46
F4 O2	22.34	11.40	11.53	4.19
F4 F8	69.18	63.95	45.70	27.03
F4 T4	65.33	49.25	22.07	7.93
F4 T6	42.26	28.46	19.63	7.64
C4 P4	79.27	77.72	72.08	68.01
C4 O2	45.90	36.72	32.66	27.82
C4 F8	49.05	46.30	28.94	13.42
C4 T4	76.82	64.12	15.56	7.18
C4 T6	69.60	62.38	45.68	35.45
P4 O2	81.34	75.16	73.42	69.44
P4 F8	21.73	18.66	13.90	7.44
P4 T4	59.09	46.02	13.63	4.82
P4 T6	87.04	82.72	71.35	63.79
O2 F8	5.86	1.90	2.41	1.83
O2 T4	30.84	17.27	7.75	3.40
O2 T6	77.63	69.11	63.85	57.06
F8 T4	68.02	69.28	46.68	16.75
F8 T6	23.96	22.85	17.27	7.66
T4 T6	66.55	57.60	28.46	7.58

Interhemispheric: HOMOLOGOUS PAIRS

	DELTA	THETA	ALPHA	BETA
FP1 FP2	89.96	78.94	53.71	12.51
C3 C4	77.42	52.81	39.07	24.29
O1 O2	90.76	80.46	70.89	68.41
T3 T4	24.89	0.30	8.31	0.12

	DELTA	THETA	ALPHA	BETA
F3 F4	82.85	63.32	58.39	41.06
P3 P4	84.86	66.97	54.06	44.09
F7 F8	37.49	8.02	0.48	4.63
T5 T6	53.89	18.58	2.90	3.66

Z Scored FFT Coherence

Intrahemispheric: LEFT

	DELTA	THETA	ALPHA	BETA
FP1 F3	0.62	0.41	-0.00	-0.61
FP1 C3	1.19	0.20	0.35	-0.26
FP1 P3	1.44	0.16	0.40	-0.10
FP1 O1	1.39	-0.29	-0.54	-0.32
FP1 F7	0.76	0.17	-0.96	-1.37
FP1 T3	1.19	0.56	0.09	-0.53
FP1 T5	1.06	0.06	-0.37	-0.34
F3 C3	1.22	0.52	0.80	0.45
F3 P3	1.41	0.27	0.57	0.33
F3 O1	0.84	0.06	0.03	0.21
F3 F7	0.63	0.36	-0.90	0.09
F3 T3	1.06	0.63	-0.06	-0.34
F3 T5	1.06	0.21	0.14	-0.28
C3 P3	0.88	0.54	0.38	0.20
C3 O1	0.49	0.30	0.06	0.20
C3 F7	1.09	0.30	-0.67	0.30
C3 T3	1.15	0.70	-0.34	-0.66
C3 T5	0.82	0.38	-0.01	-0.70
P3 O1	0.92	0.80	0.41	0.62
P3 F7	0.97	0.13	-1.02	0.45
P3 T3	1.04	0.43	-0.87	-0.67
P3 T5	0.99	0.43	-0.16	-0.56
O1 F7	0.47	-0.30	-1.90	0.19
O1 T3	0.77	0.24	-1.00	-0.57
O1 T5	0.90	0.43	-0.21	-0.77
F7 T3	1.22	1.19	1.03	-0.36
F7 T5	0.84	0.42	-0.44	0.10
T3 T5	1.13	0.71	-0.55	-1.10

Intrahemispheric: RIGHT

	DELTA	THETA	ALPHA	BETA
FP2 F4	0.95	1.04	-0.64	-0.85
FP2 C4	1.35	0.73	-0.20	-0.96
FP2 P4	1.64	0.63	0.04	-0.68
FP2 O2	0.87	-0.26	-0.49	-0.60
FP2 F8	0.87	0.62	-1.16	-2.07
FP2 T4	1.19	1.13	-0.23	-1.19
FP2 T6	1.53	0.93	-0.12	-0.36
F4 C4	1.13	0.40	0.19	-1.39
F4 P4	1.21	0.17	0.23	-0.91
F4 O2	0.63	-0.18	-0.10	-0.46
F4 F8	0.91	0.59	-0.93	-0.52
F4 T4	1.30	0.74	-0.64	-1.06
F4 T6	1.34	0.60	0.26	-0.19
C4 P4	0.64	0.51	0.00	0.12
C4 O2	0.23	0.08	-0.18	0.00
C4 F8	1.36	0.81	-0.69	-1.03
C4 T4	1.37	0.84	-2.01	-1.58
C4 T6	1.07	0.81	0.08	0.05
P4 O2	0.74	0.55	0.18	0.32
P4 F8	1.09	0.38	-0.22	-0.42
P4 T4	1.30	0.56	-1.49	-1.63
P4 T6	1.09	0.98	0.26	0.24
O2 F8	0.22	-0.63	-0.52	-0.15
O2 T4	0.57	-0.06	-0.73	-1.00
O2 T6	0.71	0.21	-0.37	-0.13
F8 T4	1.52	1.78	0.33	-0.58
F8 T6	1.31	1.22	0.49	0.24
T4 T6	1.46	0.80	-0.78	-1.88

Interhemispheric: HOMOLOGOUS PAIRS

	DELTA	THETA	ALPHA	BETA
FP1 FP2	0.79	0.60	-1.42	-1.99
C3 C4	0.83	-0.63	-0.82	-0.78
O1 O2	0.95	0.47	-0.14	0.19
T3 T4	0.84	-1.42	0.62	-1.17

	DELTA	THETA	ALPHA	BETA
F3 F4	0.97	0.28	-0.17	-0.27
P3 P4	0.82	0.19	-0.24	-0.21
F7 F8	0.86	-0.30	-1.19	-0.50
T5 T6	0.71	-0.60	-1.29	-0.74

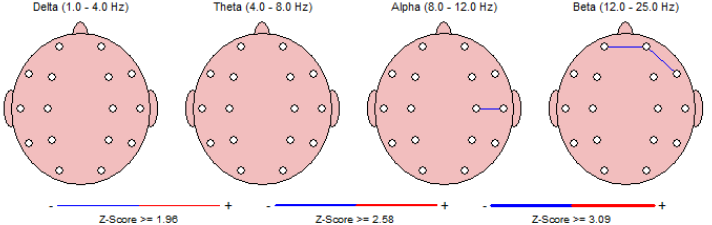

FFT Phase Lag (Deg)

Intrahemispheric: LEFT

	DELTA	THETA	ALPHA	BETA
FP1 F3	-5.10	0.60	-0.71	2.46
FP1 C3	-11.55	1.60	-0.12	1.49
FP1 P3	-18.22	1.95	-1.23	-3.95
FP1 O1	-29.50	8.34	-0.99	5.30
FP1 F7	-1.83	1.41	2.32	0.15
FP1 T3	-12.65	-1.06	-1.46	-0.03
FP1 T5	-23.49	0.55	-5.48	-10.70
F3 C3	-3.86	1.88	0.87	0.19
F3 P3	-7.60	2.59	0.91	-3.66
F3 O1	-10.90	8.43	3.38	4.14
F3 F7	1.43	0.03	2.70	-0.82
F3 T3	-8.64	-1.22	-0.85	1.53
F3 T5	-12.62	1.10	-1.66	-6.97
C3 P3	-2.28	0.78	0.41	-0.72
C3 O1	-2.65	4.45	1.41	2.30
C3 F7	5.34	-2.30	0.92	-0.51
C3 T3	-5.67	-2.51	-1.12	4.40
C3 T5	-6.38	-0.01	-0.63	-1.68
P3 O1	0.48	2.63	0.30	0.37
P3 F7	10.45	-3.55	1.91	2.50
P3 T3	-3.66	-3.20	-1.54	0.53
P3 T5	-2.74	-0.41	0.36	-0.78
O1 F7	19.44	-11.60	-167.25	-2.29
O1 T3	-3.74	-5.75	-2.94	-2.64
O1 T5	-2.92	-2.09	1.66	0.27
F7 T3	-6.87	-0.86	0.54	3.36
F7 T5	-14.33	-0.57	0.04	-3.33
T3 T5	0.42	1.28	2.04	3.76

Intrahemispheric: RIGHT

	DELTA	THETA	ALPHA	BETA
FP2 F4	-4.61	1.87	0.20	-1.41
FP2 C4	-12.44	1.54	-1.53	-2.16
FP2 P4	-17.49	0.60	-2.77	-7.39
FP2 O2	-30.59	6.40	-1.68	0.97
FP2 F8	0.45	1.36	-2.01	0.80
FP2 T4	-10.27	-0.98	-3.78	-6.00
FP2 T6	-20.11	0.48	-6.85	-9.81
F4 C4	-4.17	0.88	0.30	2.08
F4 P4	-6.38	0.44	0.31	0.77
F4 O2	-9.38	6.33	3.21	8.31
F4 F8	2.25	-0.57	-3.25	-6.97
F4 T4	-6.84	-1.97	-5.49	-4.04
F4 T6	-9.63	0.15	-4.39	-5.13
C4 P4	-0.92	-0.69	-0.03	1.46
C4 O2	-1.91	2.13	0.57	3.25
C4 F8	5.15	-0.45	-2.01	-6.24
C4 T4	-4.13	-1.87	-4.67	-5.03
C4 T6	-4.41	-0.99	-3.88	-4.83
P4 O2	0.65	2.06	-0.33	-0.51
P4 F8	8.02	0.60	-1.14	-5.87
P4 T4	-4.91	-1.12	-2.91	-14.10
P4 T6	-2.70	-0.09	-3.10	-6.17
O2 F8	21.51	-6.05	-7.30	-21.46
O2 T4	-4.13	-3.83	-7.65	-18.85
O2 T6	-2.49	-1.81	-2.41	-5.20
F8 T4	-3.88	-1.57	0.01	2.25
F8 T6	-9.24	-1.35	-0.37	2.52
T4 T6	1.62	0.56	1.81	14.44

Interhemispheric: HOMOLOGOUS PAIRS

	DELTA	THETA	ALPHA	BETA
FP1 FP2	0.17	0.10	-0.72	-1.46
C3 C4	0.01	0.54	-0.22	-6.89
O1 O2	-0.12	-0.57	0.00	-2.58
T3 T4	1.89	-19.17	-176.51	-140.85

	DELTA	THETA	ALPHA	BETA
F3 F4	-0.18	0.50	-0.99	-2.39
P3 P4	-0.33	0.26	1.44	-3.22
F7 F8	3.68	-1.48	-135.45	-6.09
T5 T6	1.34	-0.74	-7.84	-18.75

Z Scored FFT Phase Lag

Intrahemispheric: LEFT

	DELTA	THETA	ALPHA	BETA
FP1 F3	0.93	-1.63	-0.84	-0.34
FP1 C3	1.37	-0.93	-2.14	-0.91
FP1 P3	0.85	-1.23	-1.85	-0.71
FP1 O1	0.42	-0.47	-2.39	-1.30
FP1 F7	-0.31	-0.53	0.15	-1.59
FP1 T3	1.02	-1.06	-1.54	-2.24
FP1 T5	0.69	-2.28	-0.92	-0.48
F3 C3	0.57	0.22	-1.11	-1.64
F3 P3	0.76	-0.42	-1.39	-0.11
F3 O1	0.46	0.06	-1.16	-0.97
F3 F7	-0.46	-1.73	0.56	-0.76
F3 T3	0.81	-1.15	-2.01	-1.03
F3 T5	0.96	-1.06	-1.20	0.01
C3 P3	0.40	-0.92	-1.23	-0.84
C3 O1	-0.14	0.17	-1.07	-0.60
C3 F7	0.64	-0.58	-1.12	-1.74
C3 T3	0.43	-0.39	-1.09	-0.11
C3 T5	0.79	-1.77	-1.44	-0.82
P3 O1	-0.99	0.39	-1.46	-1.52
P3 F7	0.52	-0.51	-1.56	-1.21
P3 T3	-0.25	-0.15	-0.71	-1.21
P3 T5	0.33	-0.92	-1.08	-0.75
O1 F7	0.23	-0.20	1.16	-1.75
O1 T3	-0.56	0.16	-0.49	-0.76
O1 T5	0.29	0.06	-0.31	-1.58
F7 T3	0.82	-0.81	-1.68	0.16
F7 T5	0.80	-1.57	-2.46	-0.74
T3 T5	-1.44	-0.75	-0.52	0.45

Intrahemispheric: RIGHT

	DELTA	THETA	ALPHA	BETA
FP2 F4	1.16	-0.90	-1.75	-0.67
FP2 C4	1.37	-1.65	-1.01	-0.56
FP2 P4	0.61	-2.44	-0.74	0.13
FP2 O2	0.20	-0.66	-1.50	-2.17
FP2 F8	-1.45	-0.67	0.06	-1.05
FP2 T4	0.90	-1.67	-0.57	0.11
FP2 T6	0.35	-2.04	-0.75	-0.44
F4 C4	0.93	-1.10	-1.09	0.08
F4 P4	0.67	-1.53	-1.99	-1.39
F4 O2	0.50	-0.11	-1.19	-0.02
F4 F8	0.30	-1.58	1.03	0.72
F4 T4	0.85	-0.43	0.11	-0.16
F4 T6	0.73	-1.73	-0.60	-0.32
C4 P4	-0.72	-0.92	-1.83	-0.19
C4 O2	-0.48	-0.49	-1.69	-0.18
C4 F8	0.48	-1.76	-0.43	0.60
C4 T4	0.16	-0.92	0.18	-0.06
C4 T6	0.73	-1.02	-0.21	0.21
P4 O2	-0.75	0.07	-1.28	-0.99
P4 F8	0.10	-1.64	-1.50	0.20
P4 T4	0.33	-1.56	-0.15	1.08
P4 T6	0.45	-1.53	-0.11	1.04
O2 F8	0.14	-0.59	-0.92	0.24
O2 T4	-0.16	-0.28	-0.03	1.28
O2 T6	0.25	-0.15	0.01	1.05
F8 T4	0.11	-0.51	-2.03	-0.21
F8 T6	0.09	-1.25	-2.26	-0.78
T4 T6	-0.87	-1.62	-0.66	1.71

Interhemispheric: HOMOLOGOUS PAIRS

	DELTA	THETA	ALPHA	BETA
FP1 FP2	-1.23	-1.49	-0.52	-0.07
C3 C4	-1.83	-1.59	-1.50	1.22
O1 O2	-1.64	-0.98	-1.71	0.44
T3 T4	-0.95	-0.15	0.83	0.58

	DELTA	THETA	ALPHA	BETA
F3 F4	-1.63	-1.20	-0.42	0.09
P3 P4	-0.96	-1.23	-0.63	0.66
F7 F8	-0.24	-0.84	2.23	0.17
T5 T6	-1.00	-1.60	-0.03	0.86

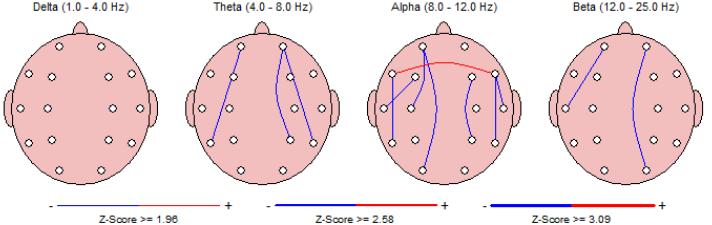

Bursts per Second

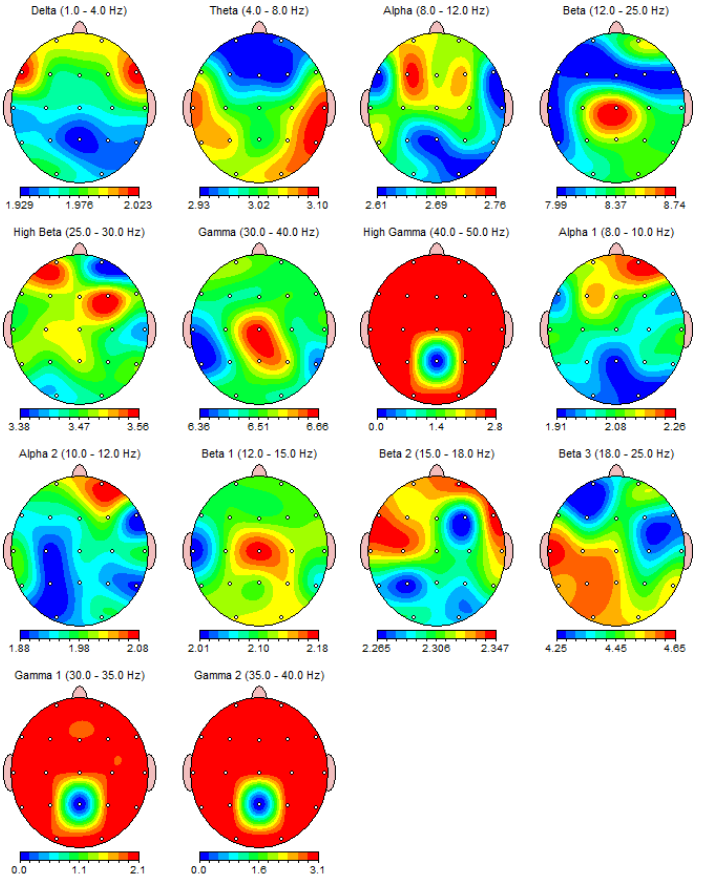

Z Scored Bursts per Second

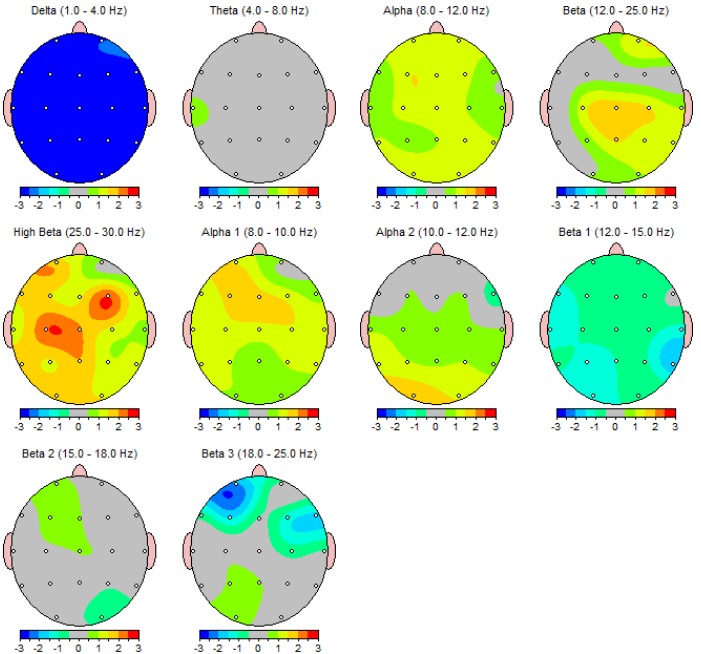

Average Burst Amplitude (uV)

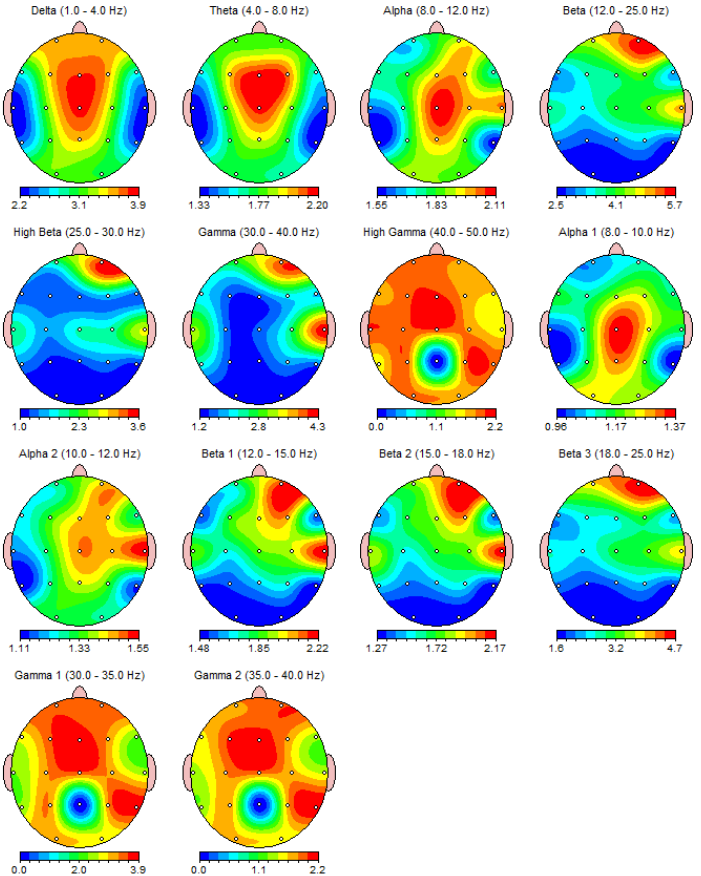

Z Scored Average Burst Amplitude

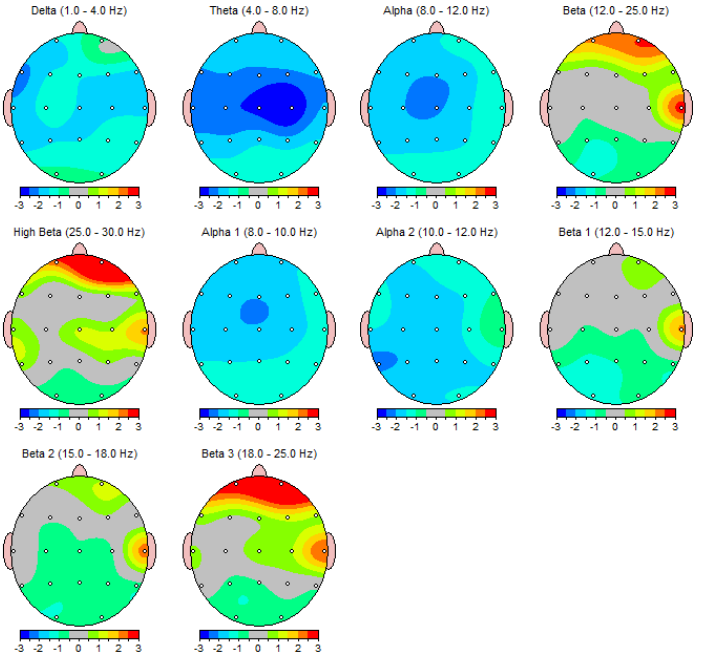

Average Burst Duration (s)

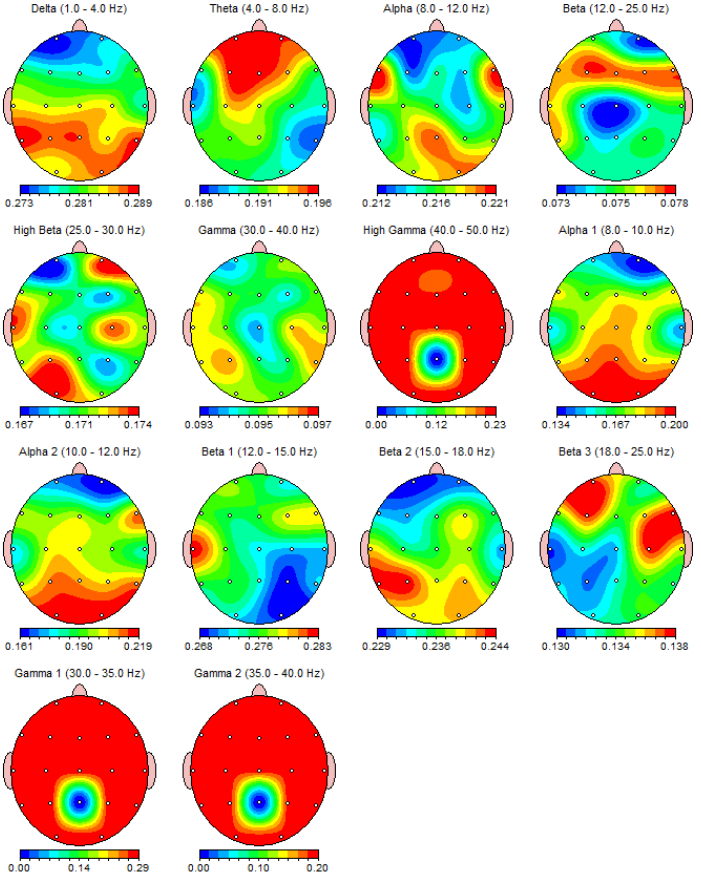

Z Scored Average Burst Duration

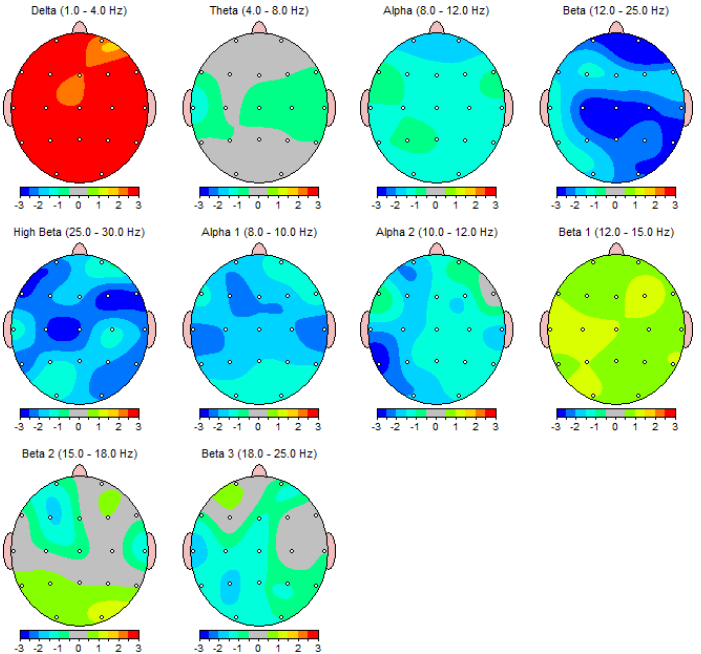

Average Inter-Burst Interval (s)

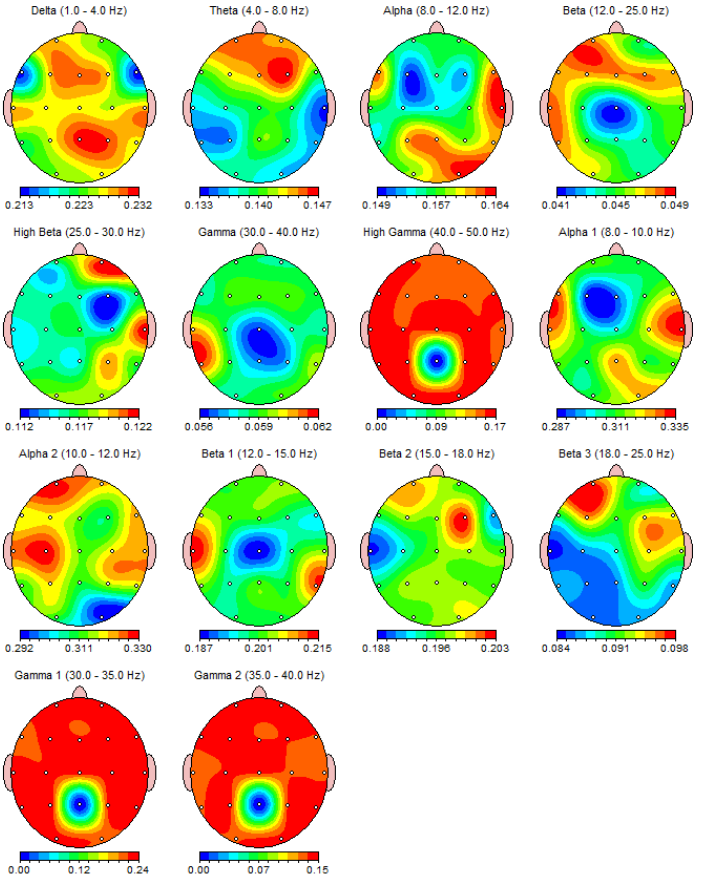
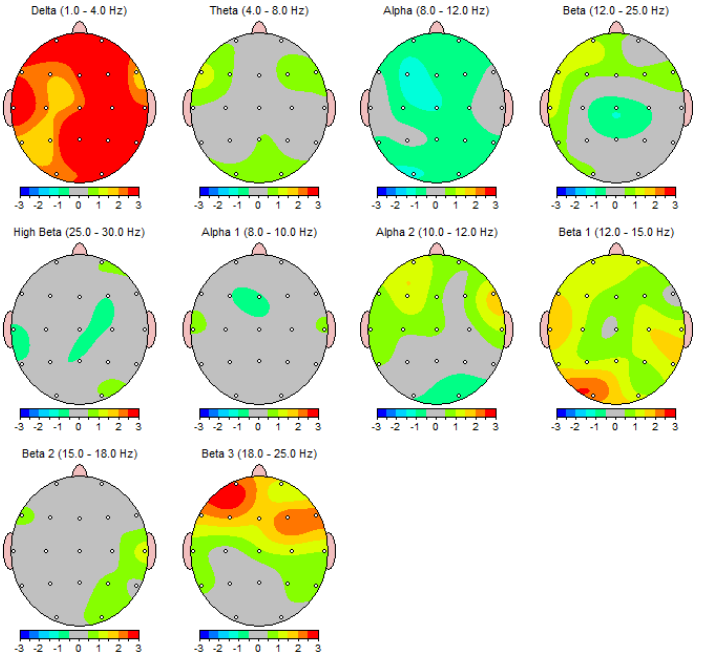
Z Scored Average Inter-Burst Interval